

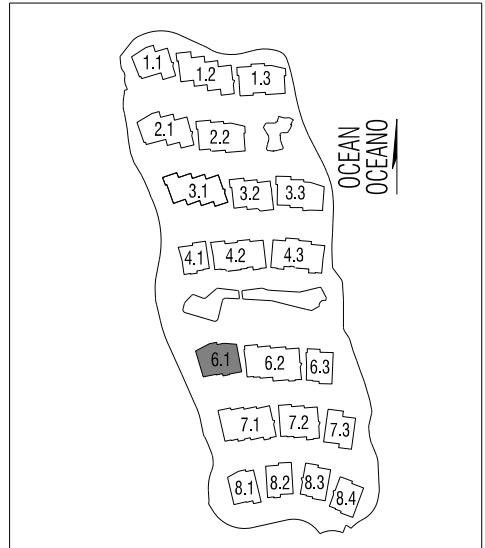
APT. 602

C2

ground floor / planta baja

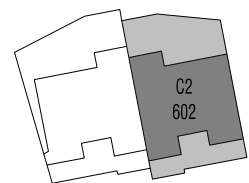
3 BEDROOMS / 3 DORMITORIOS

BUILT AREA / SUPERFICIE CONSTRUIDA: 193,70 m²



BLOCK 6.1 / BLOQUE 6.1

GROUND FLOOR / PLANTA BAJA



C3 608	C4 609
C1 601	C2 602

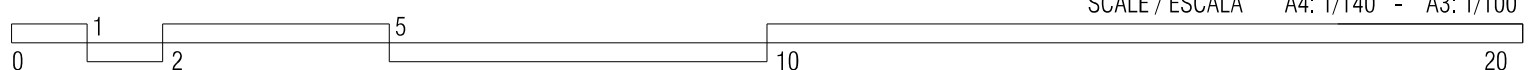
INDOOR USABLE AREA / SUPERFICIE UTIL INTERIOR: 129,20 m²

living room / salón-comedor:	36,00 m ²
kitchen / cocina:	11,50 m ²
bedroom 1 / dormitorio 1:	18,10 m ²
bedroom 2 / dormitorio 2:	12,70 m ²
bedroom 3 / dormitorio 3:	21,10 m ²
bathroom 1 / baño 1:	7,60 m ²
bathroom 2 / baño 2:	5,50 m ²
bathroom 3 / baño 3:	5,40 m ²
entrance hall / hall:	4,70 m ²
corridor / pasillo:	3,90 m ²
hall / distribuidor:	2,70 m ²

TERRACES / TERRAZA TOTAL: 83,30 m²

PRIVATE GARDEN / JARDIN PRIVATIVO : 69,70 m²

* Project and plans in draft phase and subject to change / * Proyecto en fase de redacción sujeto a modificaciones



SCALE / ESCALA A4: 1/140 - A3: 1/100

20